

The week that was

- Global markets had a bumpy ride last week. Brexit market and security negotiations tilted towards a 'no-deal' exit in three weeks' time. Negotiations on a fiscal stimulus package for the US economy stalled. The UK began administering the coronavirus vaccine, and the US was poised to follow. On balance, the news flow lowered prices on most stock markets and decreased bond yields.
- The US S&P500 hit a record high mid-week, but slipped back ending down 1% for the week. Australian stocks were little changed from a week earlier (+0.1%). Iron ore gained 9.1% buoyed by Chinese demand. The Australian dollar pushed above US\$0.75 for the first time since 2018.
- The TCorp yield curve was mostly unchanged.

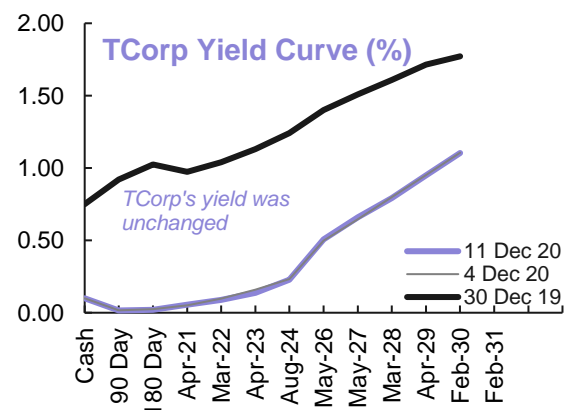
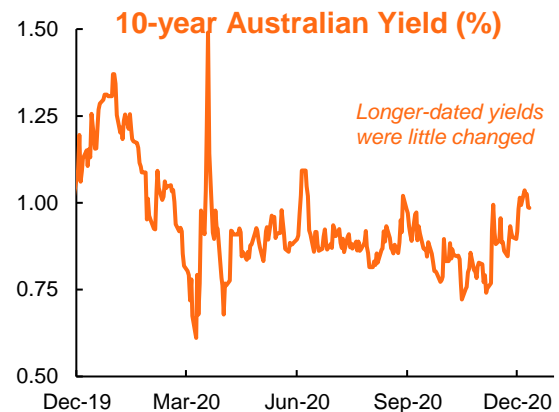
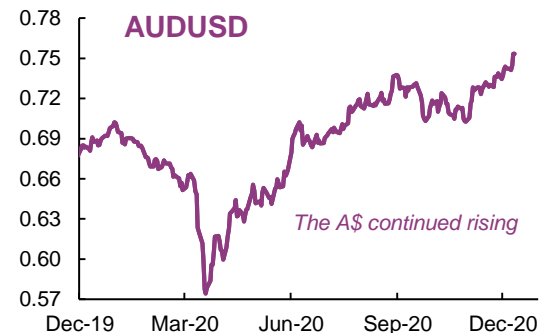
Economic calendar

Monday 14/12	JP: Tankan Manufacturing index, Q4 EU: Industrial production, Oct
Tuesday 15/12	CH: Industrial production, Nov AU: RBA meeting minutes, Dec
Wednesday 16/12	EU: Markit PMIs, Dec US: FOMC meeting
Thursday 17/12	AU: Labour force, Nov AU: MYEFO (tbc)
Friday 18/12	JP: BoJ policy meeting US: Leading index, Nov

The week ahead

- Globally, investors are focussing on central bank meetings and ongoing Brexit and US stimulus negotiations. This week sees the last 'big' Australian economic events for 2020.
- The US FOMC meeting will be closely watched for forward guidance on the asset buying program, linking purchases to US economic conditions. The FOMC may also decide to increase purchases to support growth in the short term. Central Banks of England (BoE) and Japan (BoJ) are facing similar decisions at their meetings this week.
- Chinese industrial production and retail sales data will provide guidance on demand for commodities. The key US and European economic releases are scheduled for later in the week.
- The Commonwealth Mid-Year Economic and Fiscal Outlook (MYEFO) is expected to show revenue up - from a faster than expected economic recovery and a high iron ore price - and expenditure down.
- Partial indicators of the Australian labour market recovery have been better than expected to date, and analysts are looking for the full Labour Force survey to confirm this.

Financial markets charts



Financial markets data: Week ending 11 December 2020

Interest Rates	Close (%)	1 Week (bps)		YTD (bps)	
RBA Cash Rate	0.10	0	—	-65	▼
90-day BBSW	0.02	0	▼	-91	▼
3-year Australian Bond Yield	0.11	-2	▼	-80	▼
10-year Australian Bond Yield	0.99	-1	▼	-39	▼
20-year Australian Bond Yield	1.73	-5	▼	-14	▼
10-year Australian Break-Even Inflation	1.82	11	▲	42	▲
10-year Australian Real Yield	-0.84	-12	▼	-80	▼
Fed Funds Rate (lower bound)	0.00	0	—	-150	▼
2-year US Treasury Yield	0.12	-4	▼	-145	▼
10-year US Treasury Yield	0.90	-7	▼	-102	▼
30-year US Treasury Yield	1.63	-11	▼	-76	▼
10-year German Bund Yield	-0.64	-9	▼	-45	▼
NSW TCorp Bonds	Close (%)	1 Week (bps)		YTD (bps)	
4.00% 8 April 2021	0.05	0	▲	-95	▼
6.00% 1 March 2022	0.09	-1	▼	-97	▼
4.00% 20 April 2023	0.14	-2	▼	-103	▼
1.00% 8 February 2024	0.21	0	▼	-107	▼
5.00% 20 August 2024	0.23	-1	▼	-105	▼
4.00% 20 May 2026	0.51	1	▲	-95	▼
3.00% 20 May 2027	0.66	1	▲	-91	▼
3.00% 20 March 2028	0.79	-1	▼	-88	▼
3.00% 20 April 2029	0.95	0	▼	-83	▼
3.00% 20 February 2030	1.10	0	▼	-74	▼
2.00% 20 March 2031	1.25	0	▼	-71	▼
2.00% 20 March 2032	1.48	1	▲	n/a	n/a
2.00% 20 March 2033	1.63	3	▲	-57	▼
2.75% 20 November 2025 CIB	-1.10	-11	▼	-119	▼
2.50% 20 November 2035 CIB	-0.09	-22	▼	n/a	n/a
10-year NSW TCorp Bond Yield	1.25	1	▲	-59	▼
10-year TCV (Victoria) Spread	0.02	2	▲	3	▲
10-year QTC (Queensland) Spread	-0.04	-1	▼	-7	▼
Equities	Close	1 Week		YTD	
S&P/ASX200 (Australia)	6,643	0.1%	▲	-0.6%	▼
S&P500 (US)	3,663	-1.0%	▼	13.4%	▲
FTSE 100 (UK)	6,547	-0.1%	▼	-13.2%	▼
DJ Stoxx 600 (Europe)	390	-1.0%	▼	-6.2%	▼
Nikkei 225 (Japan)	26,653	-0.4%	▼	12.7%	▲
Shanghai Composite (China)	3,347	-2.8%	▼	9.7%	▲
Currencies	Close	1 Week		YTD	
AUD/USD	0.753	1.5%	▲	7.3%	▲
EUR/USD	1.211	-0.1%	▼	8.0%	▲
USD/JPY	104.04	-0.1%	▼	-4.2%	▼
GBP/USD	1.32	-1.6%	▼	-0.2%	▼
US\$ Index	90.98	0.3%	▲	-5.6%	▼
Commodities	Close	1 Week		YTD	
Brent Oil (US\$/bbl)	49.97	1.5%	▲	-24.3%	▼
Iron Ore (US\$/t)	155.18	9.1%	▲	69.5%	▲
Coking Coal (US\$/t)	1,525.00	-2.5%	▼	26.3%	▲
Gold (US\$/oz)	1,839.85	0.1%	▲	21.3%	▲

Brian Redican
Chief Economist
brian.redican@tcorp.nsw.gov.au

Mike Thomas
Senior Economist
mike.thomas@tcorp.nsw.gov.au



Level 7, Deutsche Bank Place
126 Phillip Street
Sydney NSW 2000, Australia

T +61 2 9325 9325

W www.tcorp.nsw.gov.au

ABN 99 095 235 825

This material has been prepared by New South Wales Treasury Corporation ABN 99 095 235 825 (TCorp), a statutory corporation of New South Wales.

This material is of a general nature only and does not take into account your investment objectives, financial situation or needs. This material does not constitute investment advice. It should not be relied upon in determining whether to invest in a TCorpIM Fund. TCorp recommends you seek your own legal and financial advice before proceeding with any investment decision.

While this material has been formulated with all due care, TCorp does not warrant or represent that the material is free from errors or omissions, or that it is exhaustive. TCorp takes no responsibility for the accuracy, adequacy, currency or completeness of any information included in the material provided by third parties. Except where contrary to law, TCorp will not be liable for any loss, damage, cost or expense (whether direct or indirect) incurred by you as a result of the use of, or reliance on, the information contained in this material.

This material is not intended to forecast or predict future events. Past performance is not a guarantee or a reliable indicator of future performance. The material is subject to change without notice and TCorp is not under any obligation to update the information or correct any inaccuracy which may become apparent at a later date.

Unauthorised copying and distribution of this material is prohibited.

© New South Wales Treasury Corporation 2020. All rights reserved.

About New South Wales Treasury Corporation (TCorp)

TCorp provides best-in-class investment management, financial management, solutions and advice to the New South Wales (NSW) public sector. With A\$100 billion of assets under management, TCorp is a top five Australian investment manager and is the central borrowing authority of the state of NSW, with a balance sheet of A\$112 billion. It is rated Aaa (Stable) by Moody's and AA+ (Stable) by S&P.