

The week that was

- Surging rate hike expectations and inflation were the primary catalysts for financial markets last week, as beliefs firmed for aggressive and imminent US interest rate rises. Solid macroeconomic data, good corporate earnings and rising geopolitical tensions were also important drivers.
- US consumer prices rose 0.6% in January to be 7.5% higher than a year ago, which was stronger than expected. Core inflation also came in at 0.6% month-on-month, and a steep 6.0% year-on-year. Price pressures were widespread. Comments from several Fed policymakers reinforced market expectations for front-loaded rate hikes, including 50bps hikes.
- In contrast, Reserve Bank of Australia (RBA) Governor Lowe remained dovish in his Parliamentary testimony indicating it was too early to say elevated price pressures will remain and that the RBA will remain "patient" on tightening.
- Bond yields spiked higher. Australian 10-year yields jumped 25bps to 2.21%. TCorp's 10-year yield rose 26bps to 2.59%. US 10-year yields rose 3bps to 1.94% and German 10-year yields climbed 9bps to 0.30%.
- Global equity markets were largely firmer. The ASX200 increased 1.4%, the European Stoxx600 rose 1.6% and the Shanghai Composite leapt 3.0%. However, the US S&P500 lost 1.8%, weighed down by increasingly steep rate hike expectations. The Australian dollar closed up 0.9% at US\$0.714.

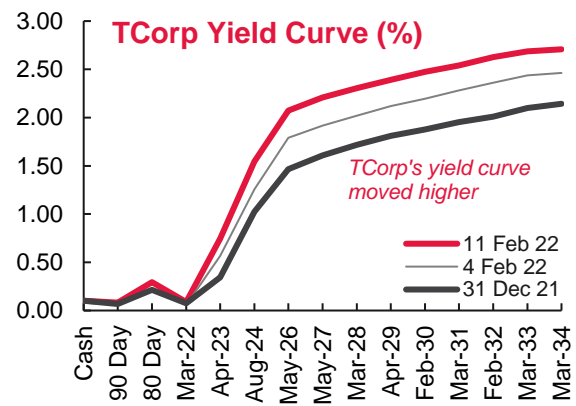
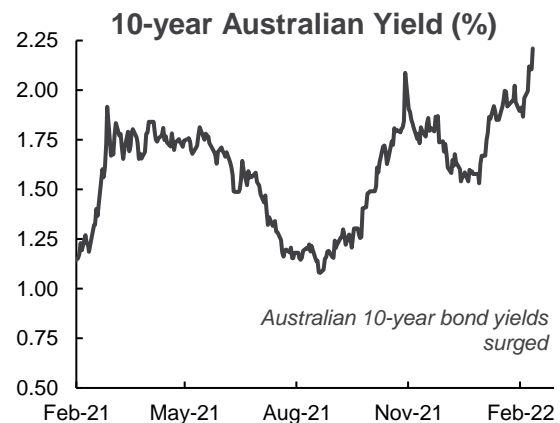
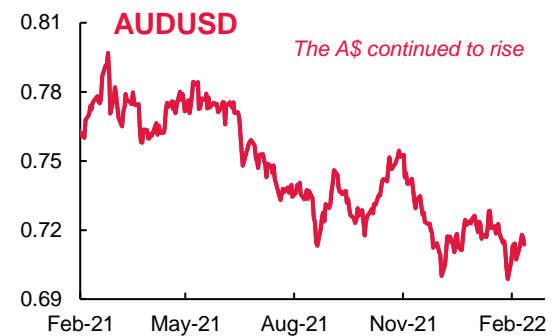
Economic calendar

Monday 14/02	
Tuesday 15/02	AU: RBA meeting minutes, Feb EU: ECB President Lagarde speech
Wednesday 16/02	AU: Westpac Leading Index, Jan CH: CPI, Jan, PPI, Jan US: PPI, Jan
Thursday 17/02	AU: Employment, Jan US: FOMC meeting minutes, Jan, Retail sales, Jan, Industrial production, Jan, Business inventories, Dec, NAHB housing index, Feb
Friday 18/02	US: Building permits, Jan, Housing starts, Jan

The week ahead

- Market focus pivots from inflation to data on the strength and stage of US and Australian economic cycles. In the US, retail, production and inventory data could indicate late-cycle dynamics. In Australia, the employment report is the key. Minutes from recent RBA and US Federal Reserve policy meetings could help clarify the banks' likely reaction to the data.

Financial markets charts



Financial markets data: Week ending 11 February 2022

Interest Rates	Close (%)	1 Week (bps)		YTD (bps)	
RBA Cash Rate	0.10	0	—	0	—
90-day BBSW	0.08	1	▲	1	▲
3-year Australian Bond Yield	1.67	27	▲	75	▲
10-year Australian Bond Yield	2.21	25	▲	54	▲
20-year Australian Bond Yield	2.65	23	▲	38	▲
10-year Australian Break-Even Inflation	2.24	1	▲	-3	▼
10-year Australian Real Yield	-0.03	24	▲	57	▲
Fed Funds Rate (lower bound)	0.00	0	—	0	—
2-year US Treasury Yield	1.50	19	▲	77	▲
10-year US Treasury Yield	1.94	3	▲	43	▲
30-year US Treasury Yield	2.24	3	▲	34	▲
10-year German Bund Yield	0.30	9	▲	47	▲
NSW TCorp Bonds	Close (%)	1 Week (bps)		YTD (bps)	
6.00% 1 March 2022	0.09	3	▲	1	▲
4.00% 20 April 2023	0.75	18	▲	40	▲
1.00% 8 February 2024	1.33	25	▲	50	▲
5.00% 20 August 2024	1.55	29	▲	52	▲
4.00% 20 May 2026	2.07	28	▲	61	▲
3.00% 20 May 2027	2.21	29	▲	60	▲
3.00% 20 March 2028	2.31	29	▲	59	▲
3.00% 20 April 2029	2.39	27	▲	58	▲
3.00% 20 February 2030	2.47	28	▲	60	▲
2.00% 20 March 2031	2.54	26	▲	59	▲
1.50% 20 February 2032	2.63	27	▲	62	▲
2.00% 8 March 2033	2.69	25	▲	59	▲
3.50% 20 March 2034	2.71	25	▲	57	▲
2.75% 20 November 2025 CIB	-0.72	17	▲	32	▲
2.50% 20 November 2035 CIB	0.58	25	▲	55	▲
10-year NSW TCorp Bond Yield	2.59	26	▲	62	▲
10-year TCV (Victoria) Spread	0.02	0	▼	-2	▼
10-year QTC (Queensland) Spread	-0.01	0	▲	-2	▼
Equities	Close	1 Week		YTD	
S&P/ASX200 (Australia)	7,217	1.4%	▲	-3.1%	▼
S&P500 (US)	4,419	-1.8%	▼	-7.3%	▼
FTSE 100 (UK)	7,661	1.9%	▲	3.7%	▲
DJ Stoxx600 (Europe)	470	1.6%	▲	-3.7%	▼
Nikkei 225 (Japan)	27,696	0.9%	▲	-3.8%	▼
Shanghai Composite (China)	3,463	3.0%	▲	-4.9%	▼
Currencies	Close	1 Week		YTD	
AUD/USD	0.714	0.9%	▲	-1.7%	▼
EUR/USD	1.135	-0.9%	▼	-0.2%	▼
USD/JPY	115.42	0.1%	▲	0.3%	▲
GBP/USD	1.36	0.2%	▲	0.2%	▲
US\$ Index	96.08	0.6%	▲	0.4%	▲
Commodities	Close	1 Week		YTD	
Brent Oil (US\$/bbl)	94.44	1.3%	▲	21.4%	▲
Iron Ore (US\$/t)	149.80	3.3%	▲	23.7%	▲
Coking Coal (US\$/t)	2,505.50	-5.7%	▼	22.0%	▲
Gold (US\$/oz)	1,858.76	2.8%	▲	1.6%	▲

Brian Redican
Chief Economist
brian.redican@tcorp.nsw.gov.au

Rebecca Hiscock-Croft
Senior Economist
rebecca.hiscock-croft@tcorp.nsw.gov.au



Level 7, Deutsche Bank Place
126 Phillip Street
Sydney NSW 2000, Australia

T +61 2 9325 9325

W www.tcorp.nsw.gov.au

ABN 99 095 235 825

This material has been prepared by New South Wales Treasury Corporation ABN 99 095 235 825 (TCorp), a statutory corporation of New South Wales.

This material is of a general nature only and does not take into account your investment objectives, financial situation or needs. This material does not constitute investment advice. It should not be relied upon in determining whether to invest in a TCorpIM Fund. TCorp recommends you seek your own legal and financial advice before proceeding with any investment decision.

While this material has been formulated with all due care, TCorp does not warrant or represent that the material is free from errors or omissions, or that it is exhaustive. TCorp takes no responsibility for the accuracy, adequacy, currency or completeness of any information included in the material provided by third parties. Except where contrary to law, TCorp will not be liable for any loss, damage, cost or expense (whether direct or indirect) incurred by you as a result of the use of, or reliance on, the information contained in this material.

This material is not intended to forecast or predict future events. Past performance is not a guarantee or a reliable indicator of future performance. The material is subject to change without notice and TCorp is not under any obligation to update the information or correct any inaccuracy which may become apparent at a later date.

Unauthorised copying and distribution of this material is prohibited.

© New South Wales Treasury Corporation 2021. All rights reserved.

About New South Wales Treasury Corporation (TCorp)

TCorp provides best-in-class investment management, financial management, solutions and advice to the New South Wales (NSW) public sector. With A\$113 billion of assets under management, TCorp is a top 5 Australian investment manager and is the central borrowing authority of the state of NSW, with a balance sheet of A\$132 billion. It is rated Aaa (Stable) by Moody's and AA+ (Stable) by S&P.