

Weekly Economic Report

16 August 2021

The week that was

- US inflation, jobs and commentary from several Federal Reserve policymakers were prominent in the week. These suggested the US economy is making good progress and that consumer price pressures are still transitory. Markets in the US and Europe also rounded out solid earnings seasons, which pointed to cyclical recoveries. Globally, equities rose and bond yields retreated.
- Economic news in Australia was not as positive, with the recent lockdowns starting to flow into softer releases. Business and consumer confidence weakened.
- US 10-year bond yields fell 2bps to 1.28% for the week, while German 10-year yields dipped 1bp to close at -0.47%. In contrast, Australian 10-year yields rose 3bps, to 1.22%. TCorp's 10-year yield also increased, up 4bps, to 1.56%.
- Equity markets extended their recent positive performance. The major market indices for the US, Europe, Australia, China and Japan again closed higher. The ASX200 was up 1.2% for the week.
- The Australian dollar recovered some of its recent losses, up 0.2% for the week at US\$0.737.

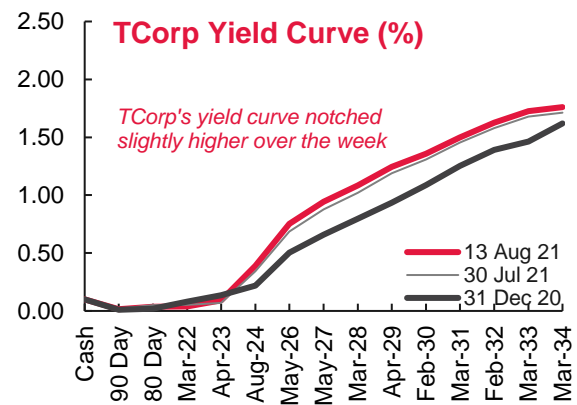
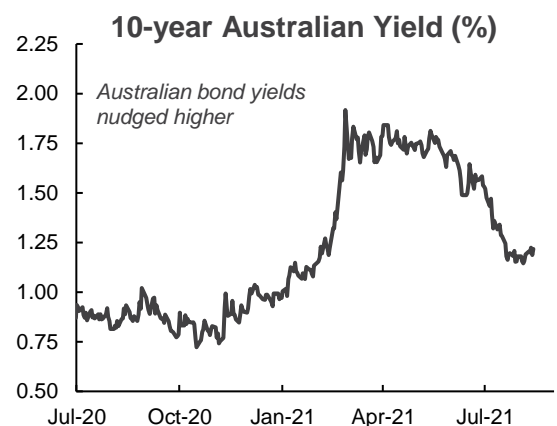
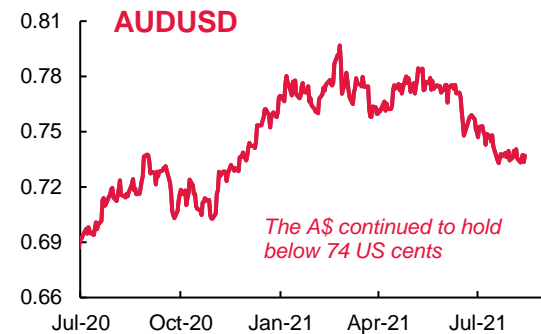
Economic calendar

Monday 16/08	CH: Retail sales, Jul, Industrial production, Jul, New home sales, Jul
Tuesday 17/08	AU: RBA meeting minutes, Aug US: Retail sales, Jul, Industrial production, Jul
Wednesday 18/08	AU: Wages, Jun qtr US: Housing starts, Jul, Building permits, Jul
Thursday 19/08	AU: Employment, Jul US: FOMC meeting minutes, Jul
Friday 20/08	AU: RBA Kent to speak to conference

The week ahead

- A relatively busy week for releases from the world's major economies starts with production and retail data for China. The US is set to release the same reports, followed by housing starts and the Federal Reserve FOMC meeting minutes. These data points will indicate the strength of economic activity at the start of the current quarter.
- Meeting minutes will also be released from the Reserve Bank of Australia's August meeting, though are less of a focus given the recent Statement of Monetary Policy and Governor Lowe's testimony.
- The Australian data focus will be wages for the June quarter and July employment. The jobs data should start to reflect the impact of the current lockdowns.

Financial markets charts



Financial markets data: Week ending 13 August 2021

Interest Rates	Close (%)	1 Week (bps)		YTD (bps)	
RBA Cash Rate	0.10	0	—	0	—
90-day BBSW	0.02	1	▲	1	▲
3-year Australian Bond Yield	0.31	1	▲	20	▲
10-year Australian Bond Yield	1.22	3	▲	25	▲
20-year Australian Bond Yield	1.91	5	▲	20	▲
10-year Australian Break-Even Inflation	2.02	0	—	25	▲
10-year Australian Real Yield	-0.80	3	▲	0	▼
Fed Funds Rate (lower bound)	0.00	0	—	0	—
2-year US Treasury Yield	0.21	0	▼	9	▲
10-year US Treasury Yield	1.28	-2	▼	36	▲
30-year US Treasury Yield	1.93	-2	▼	28	▲
10-year German Bund Yield	-0.47	-1	▼	10	▲
NSW TCorp Bonds	Close (%)	1 Week (bps)		YTD (bps)	
6.00% 1 March 2022	0.04	-1	▼	-4	▼
4.00% 20 April 2023	0.09	0	▲	-4	▼
1.00% 8 February 2024	0.28	0	▲	8	▲
5.00% 20 August 2024	0.39	0	▼	17	▲
4.00% 20 May 2026	0.75	2	▲	25	▲
3.00% 20 May 2027	0.94	2	▲	28	▲
3.00% 20 March 2028	1.09	3	▲	29	▲
3.00% 20 April 2029	1.24	4	▲	31	▲
3.00% 20 February 2030	1.36	3	▲	27	▲
2.00% 20 March 2031	1.50	3	▲	25	▲
1.50% 20 February 2032	1.63	4	▲	24	▲
2.00% 8 March 2033	1.73	3	▲	26	▲
3.50% 20 March 2034	1.76	4	▲	14	▲
2.75% 20 November 2025 CIB	-1.22	3	▲	-11	▼
2.50% 20 November 2035 CIB	-0.13	-1	▼	-4	▼
10-year NSW TCorp Bond Yield	1.56	4	▲	32	▲
10-year TCV (Victoria) Spread	-0.05	0	▼	-7	▼
10-year QTC (Queensland) Spread	-0.06	0	▲	-2	▼
Equities	Close	1 Week		YTD	
S&P/ASX200 (Australia)	7,629	1.2%	▲	15.8%	▲
S&P500 (US)	4,468	0.7%	▲	19.0%	▲
FTSE 100 (UK)	7,219	1.3%	▲	11.7%	▲
DJ Stoxx600 (Europe)	476	1.2%	▲	19.2%	▲
Nikkei 225 (Japan)	27,977	0.6%	▲	1.9%	▲
Shanghai Composite (China)	3,516	1.7%	▲	1.2%	▲
Currencies	Close	1 Week		YTD	
AUD/USD	0.737	0.2%	▲	-4.2%	▼
EUR/USD	1.180	0.3%	▲	-3.4%	▼
USD/JPY	109.59	-0.6%	▼	6.1%	▲
GBP/USD	1.39	0.0%	▼	1.4%	▲
US\$ Index	92.52	-0.3%	▼	2.9%	▲
Commodities	Close	1 Week		YTD	
Brent Oil (US\$/bbl)	70.59	-0.2%	▼	36.3%	▲
Iron Ore (US\$/t)	159.35	-5.1%	▼	0.6%	▲
Coking Coal (US\$/t)	2,385.00	1.7%	▲	58.9%	▲
Gold (US\$/oz)	1,779.74	0.9%	▲	-6.2%	▼

Brian Redican
Chief Economist
brian.redican@tcorp.nsw.gov.au

Rebecca Hiscock-Croft
Senior Economist
rebecca.hiscock-croft@tcorp.nsw.gov.au



Level 7, Deutsche Bank Place
126 Phillip Street
Sydney NSW 2000, Australia

T +61 2 9325 9325

W www.tcorp.nsw.gov.au

ABN 99 095 235 825

This material has been prepared by New South Wales Treasury Corporation ABN 99 095 235 825 (TCorp), a statutory corporation of New South Wales.

This material is of a general nature only and does not take into account your investment objectives, financial situation or needs. This material does not constitute investment advice. It should not be relied upon in determining whether to invest in a TCorpIM Fund. TCorp recommends you seek your own legal and financial advice before proceeding with any investment decision.

While this material has been formulated with all due care, TCorp does not warrant or represent that the material is free from errors or omissions, or that it is exhaustive. TCorp takes no responsibility for the accuracy, adequacy, currency or completeness of any information included in the material provided by third parties. Except where contrary to law, TCorp will not be liable for any loss, damage, cost or expense (whether direct or indirect) incurred by you as a result of the use of, or reliance on, the information contained in this material.

This material is not intended to forecast or predict future events. Past performance is not a guarantee or a reliable indicator of future performance. The material is subject to change without notice and TCorp is not under any obligation to update the information or correct any inaccuracy which may become apparent at a later date.

Unauthorised copying and distribution of this material is prohibited.

© New South Wales Treasury Corporation 2021. All rights reserved.

About New South Wales Treasury Corporation (TCorp)

TCorp provides best-in-class investment management, financial management, solutions and advice to the New South Wales (NSW) public sector. With A\$111 billion of assets under management, TCorp is a top 5 Australian investment manager and is the central borrowing authority of the state of NSW, with a balance sheet of A\$117 billion. It is rated Aaa (Stable) by Moody's and AA+ (Stable) by S&P.