

# Weekly Economic Report

28 March 2022

## The week that was

- Bond yields surged last week following increasingly hawkish comments from US Federal Reserve policymakers. Despite that, equities improved.
- Having raised interest rates the previous week, many Fed policymakers came forward and indicated that they were willing to raise rates more aggressively if needed, including Fed Chair Powell who stated he was ready to hike rates in 50bps increments.
- Encouragingly, economic data remains strong globally. Purchasing Managers' Indexes (PMIs) for March showed buoyant activity, with the US survey rising to 58.5 and the Euro area reading solid at 54.5. In Australia, the composite PMI also rose to 57.1.
- The Fed comments saw global bond yields leap. The US 10-year yield gained 32bps, to 2.47%, and the Australian 10-year yield added 20bps, to 2.78%. The yield on the German 10-year bond rose 21bps, to 0.59%. TCorp's 10-year yield increased 21bps, to 3.12%.
- Equities improved, with the US S&P500 rising 1.8%, the ASX200 up 1.5% and the UK FTSE100 up 1.1%. Europe's Stoxx600 fell 0.2%.
- The Australian dollar strengthened, up 1.3% to US\$0.752.

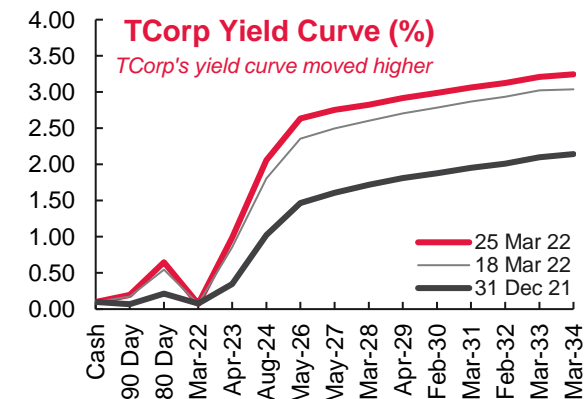
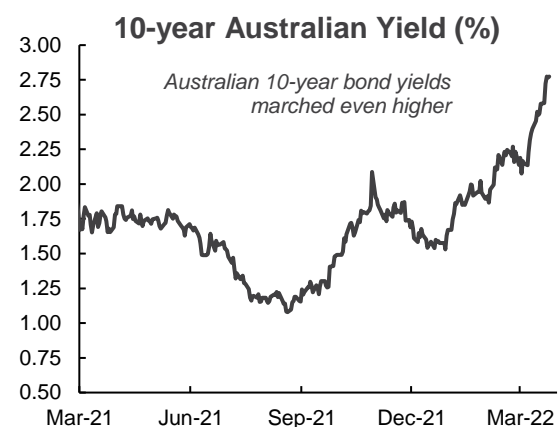
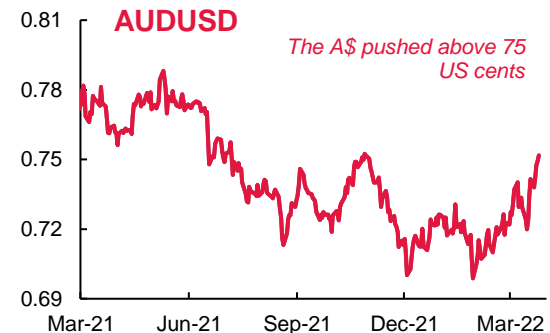
## Economic calendar

<b>Monday 28/03</b>	US: Trade balance, Feb, Wholesale inventories, Feb (prelim)
<b>Tuesday 29/03</b>	AU: Retail sales, Feb, Commonwealth Budget
<b>Wednesday 30/03</b>	US: Conference Board consumer confidence, Mar, JOLTS jobs data, Feb
<b>Thursday 31/03</b>	AU: Job vacancies, Feb, Building approvals, Feb, Private sector credit, Feb CH: PMIs, Mar US: Personal income and spending, Feb, PCE deflator, Feb
<b>Friday 01/04</b>	AU: PMI, Mar (final), CoreLogic house prices, Mar, Home loans, Feb, Commodity prices, Mar CH: Caixin Manufacturing PMI, Mar US: Non-farm payrolls, Mar, Employment report, Mar, ISM Manufacturing index, Mar

## The week ahead

- US employment and spending data will dominate this week and will be critical indicators in light of the Fed's tightening stance. In Australia, retail sales and house price figures are key.

## Financial markets charts



## Financial markets data: Week ending 25 March 2022

Interest Rates	Close (%)	1 Week (bps)		YTD (bps)	
RBA Cash Rate	0.10	0	—	0	—
90-day BBSW	0.21	4	▲	15	▲
3-year Australian Bond Yield	2.22	29	▲	130	▲
10-year Australian Bond Yield	2.78	20	▲	111	▲
20-year Australian Bond Yield	3.11	15	▲	84	▲
10-year Australian Break-Even Inflation	2.50	1	▲	23	▲
10-year Australian Real Yield	0.27	19	▲	88	▲
Fed Funds Rate (lower bound)	0.25	0	—	25	▲
2-year US Treasury Yield	2.27	33	▲	154	▲
10-year US Treasury Yield	2.47	32	▲	96	▲
30-year US Treasury Yield	2.58	16	▲	68	▲
10-year German Bund Yield	0.59	21	▲	76	▲
NSW TCorp Bonds	Close (%)	1 Week (bps)		YTD (bps)	
6.00% 1 March 2022	0.07	0	—	0	▼
4.00% 20 April 2023	1.02	16	▲	67	▲
1.00% 8 February 2024	1.77	24	▲	95	▲
5.00% 20 August 2024	2.08	28	▲	106	▲
4.00% 20 May 2026	2.64	28	▲	117	▲
3.00% 20 May 2027	2.75	26	▲	115	▲
3.00% 20 March 2028	2.82	22	▲	110	▲
3.00% 20 April 2029	2.92	21	▲	111	▲
3.00% 20 February 2030	2.99	21	▲	111	▲
2.00% 20 March 2031	3.07	20	▲	112	▲
1.50% 20 February 2032	3.13	20	▲	112	▲
2.00% 8 March 2033	3.21	19	▲	112	▲
3.50% 20 March 2034	3.25	21	▲	111	▲
2.75% 20 November 2025 CIB	-0.51	38	▲	53	▲
2.50% 20 November 2035 CIB	0.88	20	▲	85	▲
10-year NSW TCorp Bond Yield	3.12	21	▲	114	▲
10-year TCV (Victoria) Spread	0.02	0	▼	-2	▼
10-year QTC (Queensland) Spread	-0.02	0	▼	-3	▼
Equities	Close	1 Week		YTD	
S&P/ASX200 (Australia)	7,406	1.5%	▲	-0.5%	▼
S&P500 (US)	4,543	1.8%	▲	-4.7%	▼
FTSE100 (UK)	7,483	1.1%	▲	1.3%	▲
DJ Stoxx600 (Europe)	454	-0.2%	▼	-7.0%	▼
Nikkei 225 (Japan)	28,150	4.9%	▲	-2.2%	▼
Shanghai Composite (China)	3,212	-1.2%	▼	-11.7%	▼
Currencies	Close	1 Week		YTD	
AUD/USD	0.752	1.3%	▲	3.5%	▲
EUR/USD	1.098	-0.6%	▼	-3.4%	▼
USD/JPY	122.05	2.4%	▲	6.1%	▲
GBP/USD	1.32	0.0%	▲	-2.6%	▼
US\$ Index	98.79	0.6%	▲	3.3%	▲
Commodities	Close	1 Week		YTD	
Brent Oil (US\$/bbl)	120.65	11.8%	▲	55.1%	▲
Iron Ore (US\$/t)	153.16	0.2%	▲	26.5%	▲
Coking Coal (US\$/t)	3,245.00	-0.9%	▼	58.0%	▲
Gold (US\$/oz)	1,958.29	1.9%	▲	7.1%	▲

**Brian Redican**  
**Chief Economist**  
[brian.redican@tcorp.nsw.gov.au](mailto:brian.redican@tcorp.nsw.gov.au)

**Rebecca Hiscock-Croft**  
**Senior Economist**  
[rebecca.hiscock-croft@tcorp.nsw.gov.au](mailto:rebecca.hiscock-croft@tcorp.nsw.gov.au)



Level 7, Deutsche Bank Place  
126 Phillip Street  
Sydney NSW 2000, Australia

**T** +61 2 9325 9325

**W** [www.tcorp.nsw.gov.au](http://www.tcorp.nsw.gov.au)

**ABN 99 095 235 825**

This material has been prepared by New South Wales Treasury Corporation ABN 99 095 235 825 (TCorp), a statutory corporation of New South Wales.

This material is of a general nature only and does not take into account your investment objectives, financial situation or needs. This material does not constitute investment advice. It should not be relied upon in determining whether to invest in a TCorpIM Fund. TCorp recommends you seek your own legal and financial advice before proceeding with any investment decision.

While this material has been formulated with all due care, TCorp does not warrant or represent that the material is free from errors or omissions, or that it is exhaustive. TCorp takes no responsibility for the accuracy, adequacy, currency or completeness of any information included in the material provided by third parties. Except where contrary to law, TCorp will not be liable for any loss, damage, cost or expense (whether direct or indirect) incurred by you as a result of the use of, or reliance on, the information contained in this material.

This material is not intended to forecast or predict future events. Past performance is not a guarantee or a reliable indicator of future performance. The material is subject to change without notice and TCorp is not under any obligation to update the information or correct any inaccuracy which may become apparent at a later date.

Unauthorised copying and distribution of this material is prohibited.

© New South Wales Treasury Corporation 2021. All rights reserved.

### **About New South Wales Treasury Corporation (TCorp)**

TCorp provides best-in-class investment management, financial management, solutions and advice to the New South Wales (NSW) public sector. With over A\$112 billion of assets under management, TCorp is a top 5 Australian investment manager and is the central borrowing authority of the state of NSW, with a balance sheet of A\$132 billion. It is rated Aaa (Stable) by Moody's and AA+ (Stable) by S&P.